



COVID – 19 RELATED TRAVEL RESTRICTIONS A GLOBAL REVIEW FOR TOURISM

SIXTH REPORT AS OF 30 JULY 2020





COVID – 19 RELATED TRAVEL RESTRICTIONS A GLOBAL REVIEW FOR TOURISM

SIXTH REPORT AS OF 30 JULY 2020

Prepared by
UNWTO
Sustainable Development of Tourism Department

Acknowledgments

This sixth report *COVID-19 Related Travel Restrictions – A Global Review for Tourism* was developed by the World Tourism Organization's (UNWTO) Sustainable Development of Tourism Department. The report was prepared under the supervision of Dr. Dirk Glaesser with lead contributions from Lorna Hartantyo, Marianna Stori and Cordula Wohlmuther. Virginia Fernández-Trapa reviewed and provided feedback to the report.

We wish to thank Hernán Epstein, Chief of the UNWTO Statistics Department, for the support in the analysis of destinations reliance on source markets and international tourism arrivals mode of transport.

We would like to express our special gratitude and thanks to Fiona Barron and Rodolfo Losada from the World Food Programme for the clarifications, insights and continuous support provided.

Layout of the cover was provided by Alberto G. Uceda and layout of the report by Javier P. Spuch.

Table of Contents

1.	Key Facts.....	2
2.	Introduction	4
3.	Rationale and focus of the analysis	5
4.	Methodological note	5
5.	Overview of COVID-19 related travel restrictions as of 19 July 2020.....	6
5.1	Volume and severity of travel restrictions on international tourism	6
5.2	Characteristics of destinations which have their borders completely closed	8
5.3	Evolution of travel restrictions over time	11
5.4	Regional analysis of travel restrictions	11
5.5	Categories of travel restrictions affecting international tourists	12
6.	Further analysis of travel restrictions.....	14
6.1	Travel restrictions in Small Island Developing States (SIDS)	14
6.2	Travel restrictions in the Schengen Area.....	15
6.3	Travel restrictions in relation to the economic importance of tourism.....	16
6.4	The importance of consistent and reliable information	17
Annex 1	Overview on the different categories and applying destinations as of 19 July	19
Annex 2	Clusters by economic importance of tourism.....	21
Annex 3	Groups of international source market and corresponding destinations.....	22
Annex 4	Overview on destinations which have eased and lifted travel restrictions for international tourism purposes.....	23
Annex 5	Overview of destinations, which have their borders completely closed, by mode of transport.....	23
Annex 6	Overview on COVID-19 and pandemic measures, including travel restrictions.....	24

Table of Figures

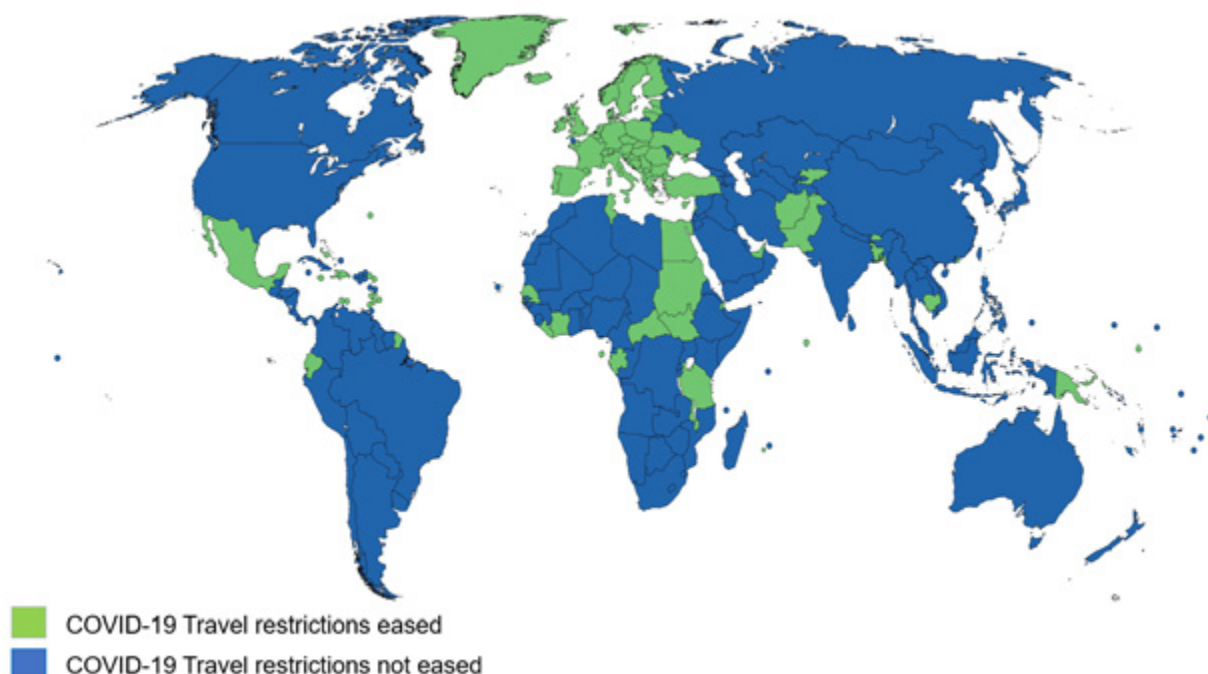
Figure 1	Destinations with travel restrictions to international tourism as of 19 July 2020.....	6
Figure 2	Destinations that have eased COVID-19 related travel restrictions as of 19 July 2020	7
Figure 3	Category of travel restrictions by destinations that have eased COVID-19 related travel restrictions.....	7
Figure 4	Destinations with closed vs partially reopened borders, by T-GDP cluster.....	8
Figure 5	Destinations with complete border closure, by mode of transport	9
Figure 6	Destinations with complete border closure with up to 100 new COVID-19 cases reported to WHO and dependence on tourism.....	9
Figure 7	Easing of travel restrictions in emerging and advanced economies	10
Figure 8	Changes in type of travel restriction over time	11
Figure 9	Regional breakdown of travel restrictions as of 19 July 2020	12
Figure 10	Category of travel restrictions by destination with COVID-19 travel restrictions	13
Figure 11	Global and regional breakdown of travel restrictions consisting of complete border closures applied by SIDS as of 19 July 2020	14
Figure 12	Overview of SIDS by travel restriction in place as of 19 July 2020.....	15
Figure 13	Destinations with complete border closure for international tourism by economic importance of tourism (changes over time)	17

1. Key Facts

As of 19 July 2020

- **115 destinations** (53% of all destinations worldwide) continue to have their **borders completely closed** for international tourism.
- **87 destinations** (40% of all destinations worldwide) **have now eased** COVID-19 related measures in place for international tourism.
 - Out of the 87 destinations that have eased travel restrictions the following key observations are made:
 - **4 destinations have completely lifted all COVID-19 related travel restrictions**, while the remaining 83 destinations keep having restrictive measures in place, in particular partial closure of borders
 - **41 destinations** are located in **Europe**
 - **20 destinations** are **Small Island Developing States**.

Figure A – Destinations that have eased COVID-19 related travel restrictions as of 19 July 2020



Source: Data compiled by UNWTO as of 19 July 2020¹.

¹ The maps elaborated by UNWTO are for reference only and do not imply any judgement on the legal status of any territory, or any endorsement or acceptance of such boundaries.

- From a regional point of view, the destinations that have **eased travel restrictions** are:
 - **41 destinations in Europe**, including all 26 Schengen Member States
 - **20 destinations in the Americas**, out of which 15 are Small Island Developing States (SIDS)
 - **13 destinations in Africa**
 - **10 destinations in Asia and the Pacific**, including 4 SIDS
 - **3 destinations in the Middle East**.
- From a regional point of view, the destinations that apply **complete closure of borders** are:
 - **37 destinations in Africa** (70% of all destinations in Africa)
 - **29 destinations in Asia and the Pacific** (63% of all destinations in Asia)
 - **28 destinations in the Americas** (55% of all destinations in the Americas)
 - **11 destinations in Europe** (20% of all destinations in Europe)
 - **10 destinations in the Middle East** (77% of all destinations in Middle East)
- Replacing complete border closure by less restrictive measures is observed mainly in destinations with **higher dependence on tourism**, while destinations with **lower dependence on tourism** tend to maintain their borders closed.
- **51 destinations (24% of destinations worldwide)** have travel restrictions already in place **for 23 weeks** and **80 destinations (37% of destinations worldwide)** for **19 weeks**.
- **The 87 destinations that have eased COVID-19 related travel restrictions for international tourism** represent an increase of 39 destinations (from 22% to 40%) since 15 June 2020 and an increase of 80 destinations (from 3% to 40%) since 18 May 2020.
- **Out of the 115 destinations with complete border closure for international tourism, 88 destinations have their borders completely closed** for more than 12 weeks. The peak was observed on 18 of May 2020 when a total of 163 destinations (75% of all destinations worldwide) had their borders closed.
- The following categories of COVID-19 related travel restrictions are being applied across destinations worldwide (total destinations are 217):
 - **Complete or partial closure of borders:**
 - 181 destinations (83%)** have completely or partially closed their borders (decrease from 189 destinations on 15 June 2020).
 - Out of these, **115 destinations have completely closed** their borders
 - The remaining **66 destinations have partially closed** their borders.
 - **Suspension of flights:**
 - 3 destinations (1%)** have **suspended completely or partially international flights**.
 - **Destination-specific travel restriction:**
 - 7 destinations (3%)** are implementing the closing of borders in a more

differentiated manner by banning the entry for passengers from specific countries of origin.

o **Different measures:**

The remaining **22 destinations** (11%) are applying different measures, in particular the request for medical certificates and/or health self-declarations before or after arrival in a destination, including the provision of relevant information to facilitate tracing. It also includes measures such as quarantine or self-isolation, as well as visa measures.

2. Introduction

This is the sixth issue of a series of reports on COVID-19 Related Travel Restrictions – A Global Review for Tourism, aimed at providing an overview and analysis on the implementation of travel restrictions by governments as one of the means to address the global health crisis of COVID-19.

These reports are updated on a regular basis to support mitigation and recovery efforts of the tourism sector, providing a global overview of the measures in place and analysing them from a tourism perspective.

The reports aim at supporting the responsible and successful implementation of exit strategies through which countries are managing the recovery of their tourism sector, while identifying critical issues and best practices of COVID-19 related travel measures and their implications on tourism.

The monitoring of travel restrictions is carried out only from the standpoint of travel facilitation for tourism purposes (i.e. focusing on temporary visitors/tourists) and therefore does not take into account any measures directed to residents, diplomats and other categories of travellers, nor consider travel advisories issued by governments for their respective citizens/residents.

This work is carried out by the World Tourism Organization (UNWTO) Sustainable Development of Tourism Department (SDT) that, *inter alia*, monitors visa policies around the world since 2008 and produces the Visa Openness Reports, which focus on entry requirements for tourism purposes.²

2 World Tourism Organization, Travel Facilitation reports, available online at: www.unwto.org/sustainable-development/travel-facilitation.

3. Rationale and focus of the analysis

In line with the evolution of the COVID-19 pandemic, destinations have started preparing for the opening of international borders. Some destinations have eased travel restrictions for international tourism, yet many continue to have their borders completely closed.

This sixth report focuses on further enhancing the understanding of the context of travel restrictions, their easing and lifting. It includes analysis of travel restrictions in selected economic and political blocs, in particular emerging and advanced economies, Small Island Developing States (SIDS) and the Schengen area. Travel restrictions are also analysed in relation to the economic importance of tourism in destinations and the level of diversification of source markets. Furthermore, for this edition, travel restrictions are analysed in connection with the mode of transport of international tourists to a destination.

4. Methodological Note

All reports in this series are based on desk research carried out since the end of January 2020.³ They contain the results of monitoring travel restrictions that have been implemented during this period by destinations worldwide.⁴

For the first two reports in this series, the International Air Transport Association (IATA) Travel Centre⁵ was the main source of information. In addition, websites such as International SOS⁶ and the World Health Organization (WHO) Extranet were consulted for destinations that were not featured on IATA website.

For the third report, in order to gain a better understanding of the different categories of travel restrictions, and further insights on the distinction between complete and partial closure of borders, the information from IATA and International SOS were analysed, compared and validated for all destinations.

The fourth, fifth and sixth reports build on data received from the UN World Food Programme (WFP)⁷. The information was further analysed and validated by UNWTO using additional online sources that allowed fine-tuning the understanding. In addition, the website “Reopen Europe”⁸ was used for validating information for travel within Member States of the European Union (EU). This report presents travel restrictions in place for international tourism in destinations worldwide as of 19 July 2020.

3 Disclaimer about Information Accuracy: Although every effort has been made to provide complete and accurate information, UNWTO cannot make warranties as to the accuracy of content. If inaccuracies are observed, please revert to sdt@unwto.org. As changes in travel restrictions are occurring very fast, changes after the time of this publication may also impact on the accuracy of the information.

4 For more information on the previous five editions of the Report COVID-19 Related Travel Restrictions – A Global Review for Tourism, visit: <https://www.unwto.org/covid-19-travel-restrictions>.

5 IATA Travel Centre, available online at: <https://www.iatatravelcentre.com/>.

6 International SOS is a medical and travel security services company, for more info on Travel restrictions, flight operations and screening see: <https://pandemic.internationalsos.com/2019-ncov/ncov-travel-restrictions-flight-operations-and-screening>.

7 World Travel Restrictions - UN World Food Programme, available online at: <https://unwfp.maps.arcgis.com/apps/opsdashboard/index.html#/db5b5df309ac4f10bfd36145a6f8880e>.

8 For more information visit the official website of the European Union: <https://reopen.europa.eu/en/>.

5. Overview on COVID-19 related Travel Restrictions as of 19 July 2020

5.1 Volume and severity of travel restrictions on international tourism

Six months have passed since, on 31 January 2020, the WHO declared COVID-19 a Public Health Emergency of International Concern (PHEIC) which has resulted in an unprecedented global lockdown including the standstill of international tourism.⁹

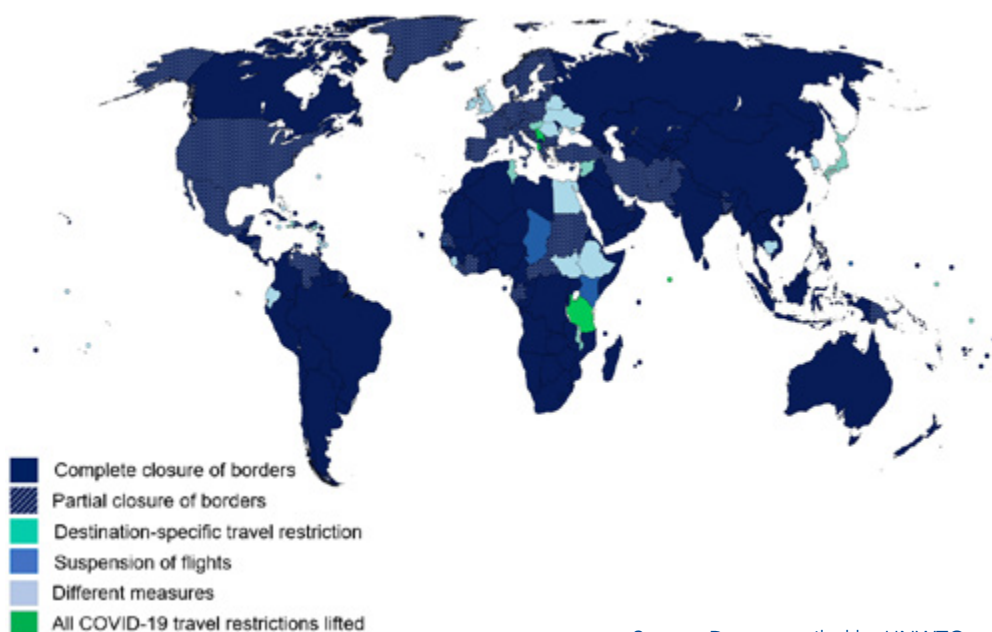
As of 19 July 2020, a growing number of destinations have started to ease travel restrictions for international tourism, including the lifting of complete closure of borders.

However, destinations worldwide continue to have in place other types of COVID-19 related travel restrictions which undergo constant adjustments in line with the evolution of the pandemic (Figure 1).

The analysis of travel restrictions for 217 destinations worldwide shows that a total of 87 destinations (40% of all destinations worldwide) are facilitating the restart of international tourism, in particular intra-regional international tourism, by easing travel restrictions. This is an increase of 39 destinations compared to 15 June 2020, and of 80 destinations compared to 18 May 2020, when the first easings of measures were observed (Figure 2).

At the same time, 115 destinations (53% of all destinations worldwide) continue to have their borders completely closed. This represents a decrease of 12% compared to 15 June 2020 (when 65% had borders completely closed) and a decrease of 22% compared to 18 May 2020 when the peak of COVID-19 travel restrictions was registered (at that time 75% of all destinations worldwide had completely

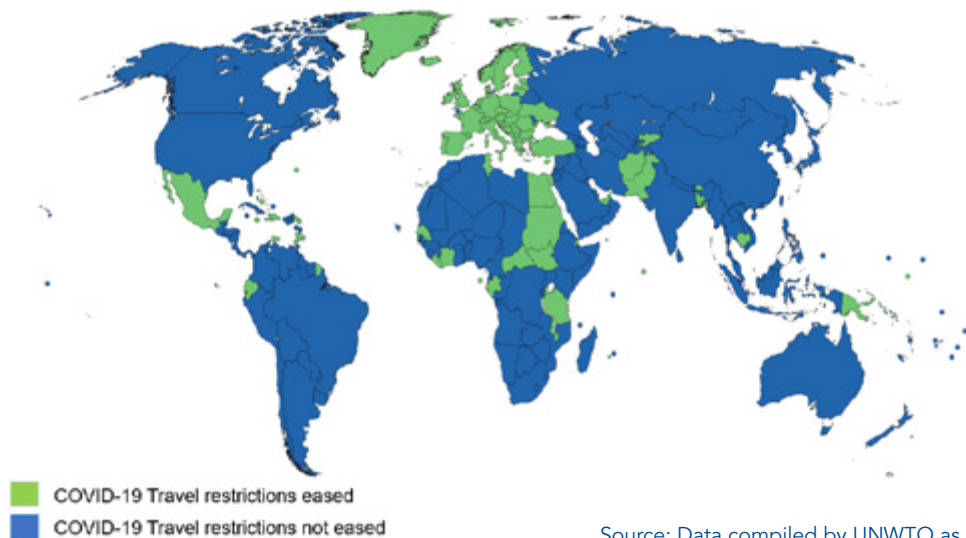
Figure 1 - Destinations with travel restrictions to international tourism as of 19 July 2020



Source: Data compiled by UNWTO as of 19 July 2020

9 UNWTO Barometer May 2020 available at: <https://www.e-unwto.org/doi/pdf/10.18111/9789284421817>

Figure 2 - Category of travel restrictions by destinations that have eased COVID-19 related travel restrictions



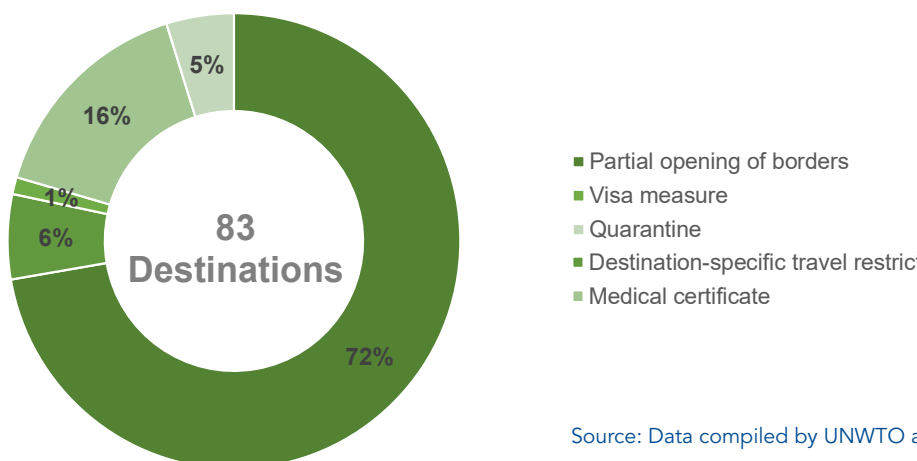
Source: Data compiled by UNWTO as of 19 July 2020.

closed their borders for international tourism). Out of the 115 destinations which have their borders completely closed, 88 destinations (41% destinations worldwide) have had this measure in place for more than 12 weeks.

Out of the 87 destinations which have eased travel restrictions, 4 have lifted all COVID-19 related travel restrictions (2% of all destinations worldwide) and 83 destinations

(38% of all destinations worldwide) keep having restrictive measures in place.¹⁰ Such measures include the partial closure of borders (60 destinations); destination-specific travel restrictions allowing only passengers originating from certain source markets to enter (5 destinations); the request of medical certificates (13 destinations); quarantine upon arrival (4 destinations); and visa measures (1 destination) (Figure 3).

Figure 3 - Category of travel restrictions by destinations that have eased COVID-19 related travel restrictions



Source: Data compiled by UNWTO as of 19 July 2020.

¹⁰ For the purpose of the analysis, the report distinguishes destinations that have eased travel re-strictions (i.e. destinations that have eased entry procedures related to COVID-19 but still apply some restrictive measures), from destinations that have lifted travel restrictions (i.e. destinations that have removed completely travel restrictions related to COVID-19 for international tourism purposes). See Annex 4 for a complete list of destinations that have eased and lifted travel restrictions.

It is observed that an increasing number of destinations that have eased travel restrictions are requesting travellers to provide a health and travel history record. Such requests have the aim to facilitate the identification of potentially affected travellers and their subsequent tracing. They include the registration of international tourists through “locator passenger forms”¹¹ and health declarations. In some cases, these forms are paper based, which is considered a temporary measure, while more modern technology based solutions are developed and deployed.

Continuous discussions on further openings of borders for international tourism among governments are taking place, including discussions on various approaches, such as bilateral agreements with neighbouring countries and the creation of so called “bubbles”, “tourism corridors” or “green lanes”. According to the evolution of the pandemic and/or readiness of the destinations to apply relevant health protocols and procedures, it is observed that in some cases scheduled openings of borders are being revised and postponed.

As health concerns and uncertainties prevail, the re-introduction of restrictions remains very possible. In fact, over the past few weeks, 3 destinations, which had previously eased restrictions opted to reintroduce restrictions for passengers coming from specific countries.

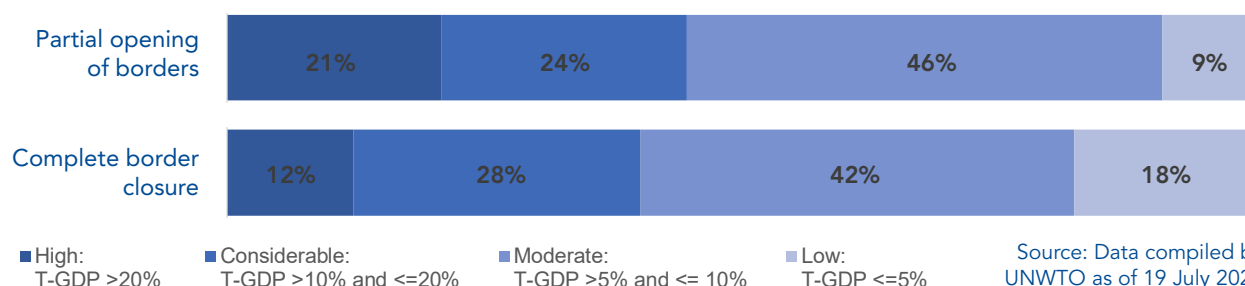
5.2 Characteristics of destinations which have their borders completely closed

Building on available datasets, it is possible to gain further insights on the characteristics of those destinations which keep their borders completely closed. In particular the sample of destinations which have their borders closed is analysed in connection with the tourism gross domestic product (T-GDP) clusters, which relate to the importance of tourism in the economy of a destination (high, considerable, moderate and low). Furthermore, these results are analysed taking into account COVID-19 new cases (data from WHO Situations Report 176)¹²; and according to the classification of emerging and advanced economies by the International Monetary Fund (IMF).

As of 19 July 2020, research points out that for those destinations which have at least partially opened their borders (83 destinations worldwide), tourism tends to have a higher economic importance than in those destinations which remain having their borders completely closed (115 destinations worldwide). This trend applies to all T-GDP clusters except for the cluster of countries where tourism has a “considerable” importance (Figure 4).

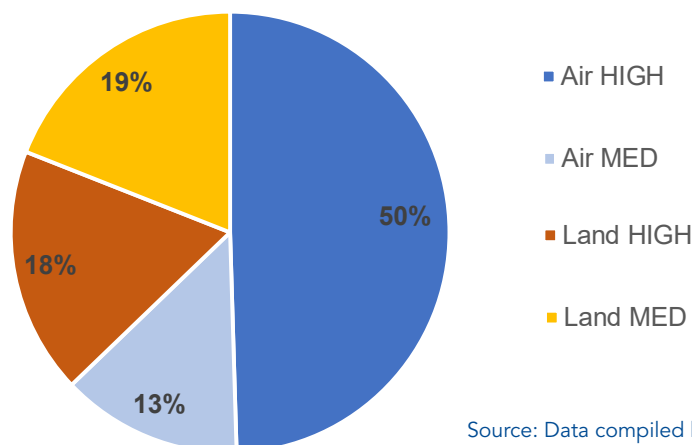
Analysing the 115 destinations which have their borders closed from a transportation

Figure 4 - Destinations with closed vs partially reopened borders, by T-GDP cluster¹³



11 Passenger Locator Forms (PLF): Some countries’ immigration and health authorities require passengers to leave a health and travel history record.
 12 WHO Situation Report - 176 as of 14 July. Available online at: https://www.who.int/docs/default-source/coronaviruse/situation-reports/20200714-covid-19-sitrep-176.pdf?sfvrsn=d01ce263_2
 13 Data available for 164 destinations (97 destinations with complete border closure and 67 destinations with partial opening of borders).

Figure 5 - Destinations with complete border closure, by mode of transport¹⁴



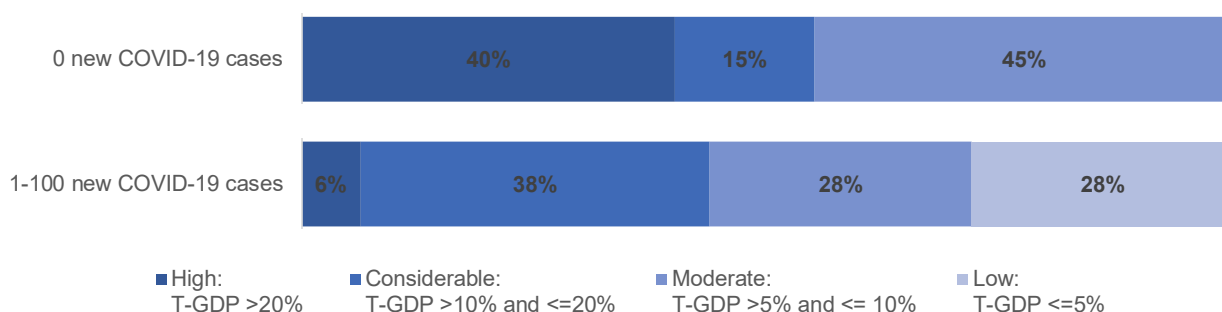
Source: Data compiled by UNWTO as of 19 July 2020.
 Note: Land includes rail and road mode of transport.

perspective, research shows that 50% of those destinations are characterized by a high dependency on the international arrivals by air with more than 70% of their arrivals depending on this mode of transport. A further 13% of those destinations has a medium dependency (40-70% of all international arrivals) on air (Figure 5).

In relation to the destination specific public health situation, it is observed that out of the 115 destinations which currently have their borders completely closed, a total of

63 destinations had reported no infection (20 destinations) or low infection rates (43 destinations) to WHO as of 14 July 2020 (0 or 1-100 new COVID-19 cases). A closer look at the 20 destinations with no new COVID-19 cases reported, shows that in 11 of these destinations (55%), tourism is of considerable or high importance, as per the T-GDP clusters. Out of the 32 destinations with low infection rates reported (1-100 new COVID-19 cases) and borders closed, for 44% there is a considerable or high economic dependency on tourism (Figure 6).¹⁵

Figure 6 - Destinations with complete border closure with up to 100 new COVID-19 cases reported to WHO and dependence on tourism¹⁶



Source: Data elaborated from WHO Situation Report 176 (14 July 2020) and compiled by UNWTO as of 19 July 2020.
 Note: New cases in last 24 hours as per 14 July 2020.

14 Data available for 105 destinations out of 115 destinations which have their borders completely closed.
 15 Data available for 52 destinations out of 63 destinations which have their borders completely closed and have reported no infection or low infection rates.
 16 Data available for 52 destinations out of 63 destinations which have their borders completely closed and have reported no infection or low infection rates.

Taking into account the classification of emerging and advanced economies by the IMF, the following can be observed:¹⁷

The complete closure of borders is applied in:

- o 62% of destinations of emerging economies (108 destinations), which is a decrease from 75% (132 destinations) as of 15 June 2020.
- o 17% of destinations of advanced economies (7 destinations), which is a decrease from 21% (9 destinations) as of 15 June 2020.

The partial opening of destinations is applied in:

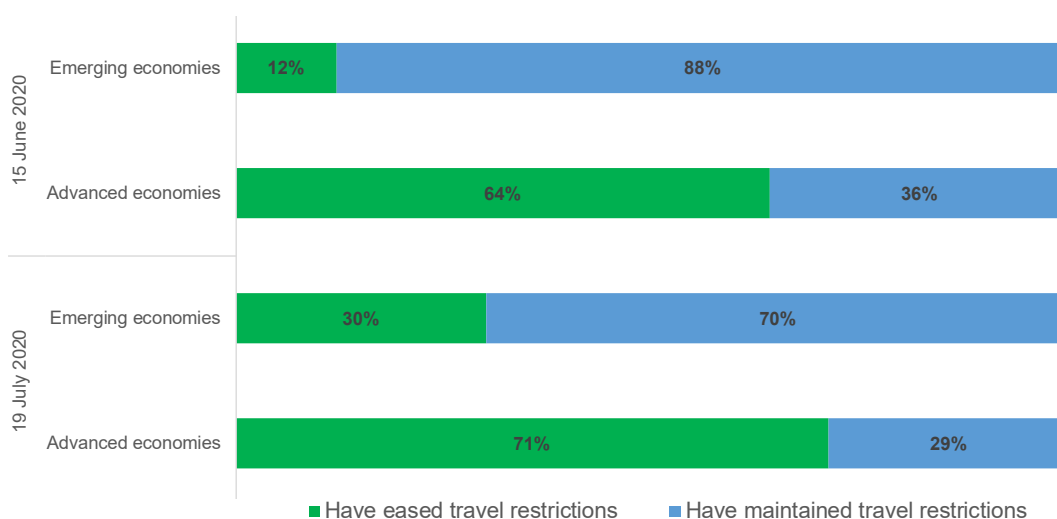
- o 30% of destinations of emerging economies (53 destinations), which is an increase from 12% (21 destinations) as of 15 June 2020.
- o 71% of destinations of advanced economies (30 destinations), an increase

from 64% (21 destinations) as of 15 June 2020 (Figure 7).

The analysis points at advanced economies, which for the most part are located in Europe (74% of European destinations are classified as advanced economies), being the ones having opted to ease travel restrictions in a majority of cases. In fact, out of the 31 destinations of advanced economies in Europe, 29 have eased restrictions, whereas from the 23 destinations of emerging economies in Europe, 12 have eased travel restrictions. The European region remains the region that has started lifting and easing most of travel restrictions for international tourism.

Emerging economies appear to be more inclined to keep their borders closed for the time being. Reasons for this will still need to be further analysed and might range from considerations related to the public health and political situation within a destination, to the role of tourism and the destination’s level of dependence on it.

Figure 7 - Easing of travel restrictions in emerging and advanced economies



Source: Data compiled by UNWTO as of 19 July 2020.

17 Out of the total 217 destinations worldwide, 175 destinations belong to the group of emerging economies and 42 destinations to the group of advanced economies.

5.3 Evolution of travel restrictions over time

Travel restrictions including the complete or partial closure of borders, destination-specific travel restrictions, suspension of flights and other measures have been in place for 19 weeks in 37% of all destinations worldwide (80 destinations), and for 23 weeks in 24% of all destinations worldwide (51 destinations).

The responsible opening of borders, proportionate to the public health situation and local risk assessment, is one of the main principles recommended by UNWTO in the Global Guidelines to Restart Tourism¹⁸ to guide the recovery of the sector. As of 19 July 2020, the number of destinations which are gradually lifting the complete closure of borders continues to increase and now comprises 66 destinations (30% of all destinations worldwide). This represents an increase from 21 destinations in 15 June 2020 (Figure 8).

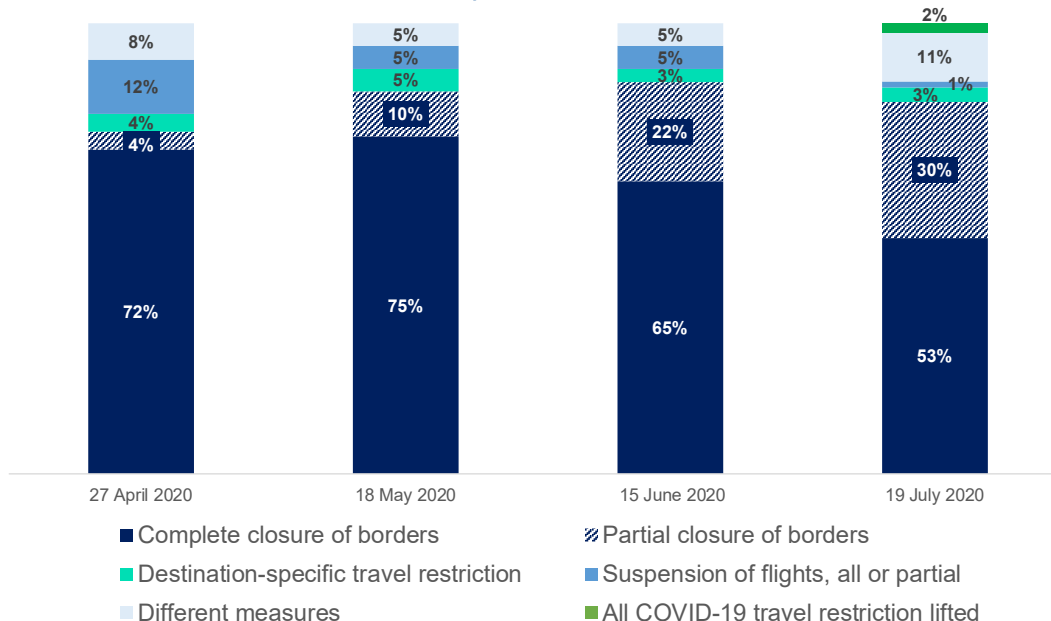
5.4 Regional analysis of travel restrictions

Despite the easing of travel restrictions in 87 destinations worldwide, the complete or partial closure of borders continues to be the most dominant type of travel restriction across regions. It is applied in 92% of destinations in the Middle East (no variation since 18 May 2020), 87% of destinations in Africa (no variation since 15 June 2020), 85% of destinations in Europe (a decrease from 91% on 15 June 2020), 80% of destinations in Asia and the Pacific (an increase from 78% on 15 June 2020) and 87% of destinations in the Americas (a decrease from 90% on 15 June 2020) (Figure 9).

The complete closure of borders is observed in:

- 77% of the destinations in the Middle East (a decrease from 92% on 15 June 2020)

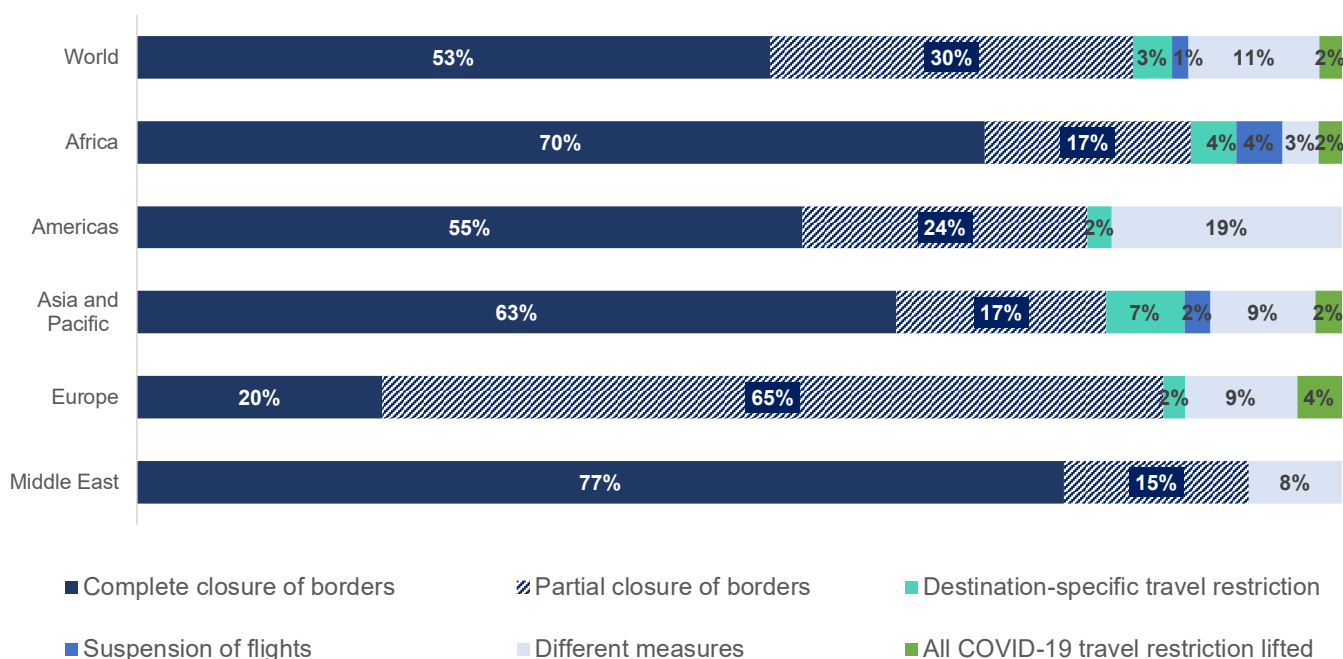
Figure 8 - Changes in type of travel restriction over time¹⁹



Source: Data compiled by UNWTO as of 19 July 2020.

18 World Tourism Organization (2020), Global Guidelines To Restart Tourism, available online at: <https://webunwto.s3.eu-west-1.amazonaws.com/s3fs-public/2020-05/UNWTO-Global-Guidelines-to-Restart-Tourism.pdf>.
 19 Data based on 217 destinations.

Figure 9 - Regional breakdown of travel restrictions as of 19 July 2020



Source: Data compiled by UNWTO as of 19 July 2020

- 70% of the destinations in Africa (a decrease from 85% on 15 June 2020)
- 63% of destinations in Asia and the Pacific (a decrease from 67% on 15 June 2020)
- 55% of destinations in the Americas (a decrease from 76% on 15 June 2020)
- 20% of destinations in Europe (a decrease from 26% on 15 June 2020)

5.5 Categories of travel restrictions affecting international tourists

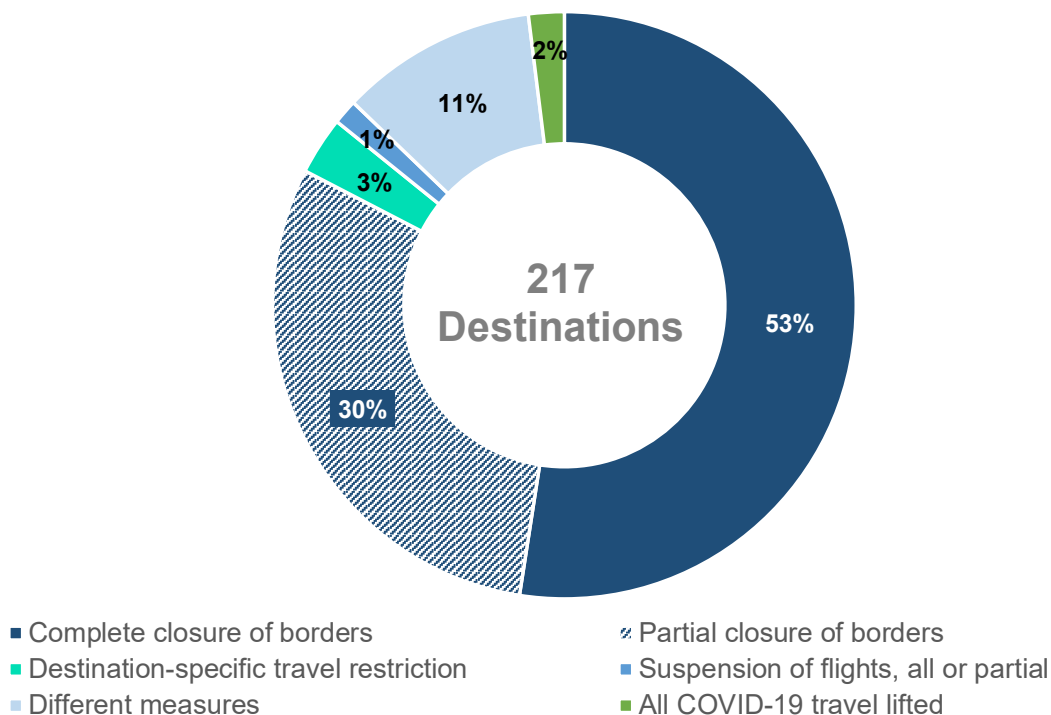
At the beginning of the crisis two main categories of travel restrictions were observed, one directed at passengers coming from a country that had confirmed COVID-19 cases (destination-specific travel restriction) and the other one being the restrictions of visa.

Over time additional measures were observed, such as the request for medical certificates upon arrival at a destination or the request for self-isolation or quarantine.

Once WHO declared COVID-19 a pandemic on 11 March 2020, two more severe categories of travel restrictions started to be applied, namely the complete and partial closure of borders and suspension of flights by governments.

As of 19 July 2020, the partial and complete closure of borders still represents the most dominant type of measure used by 181 destinations worldwide, slightly down from 189 destinations on 15 June 2020. Out of these 181 destinations, 115 have their borders completely closed and 66 partially closed, resulting in a significant reduction of the entry points to access destinations.

Figure 10 - Category of travel restrictions by destination with COVID-19 travel restrictions



Source: Data compiled by UNWTO as of 19 July 2020

The complete or partial suspension of international flights is now applied only in 3 destinations, a decrease from 10 destinations on 15 June 2020.

Destination-specific travel restrictions are maintained in 7 destinations which are banning the entry for passengers from specific countries of origin (this category has not registered changes since 15 June 2020).

The remaining 22 destinations are applying different measures, in particular the request for medical certificates and/or health self-declarations before or after arrival to a destination, including the provision of relevant information to facilitate tracing as well as quarantine or self-isolation.

6. Further analysis of travel restrictions

6.1 Travel restrictions in Small Island Developing States (SIDS)

While on 15 June 2020 a total of 41 SIDS had their borders closed, this decreased as of 19 July 2020 to 31 SIDS representing 57% of the all 54 SIDS²⁰ destinations. This trend is in line with the global developments.

Looking at the regional breakdown of SIDS and the application of complete closure of borders for international tourism, it is observed that this measure is applied by 1 SIDS in the Middle East, 5 out of the 6 SIDS in the African region, 12 out of the 19 SIDS in Asia and the Pacific and 13 out of the 28 SIDS in the Americas (Figure 11).

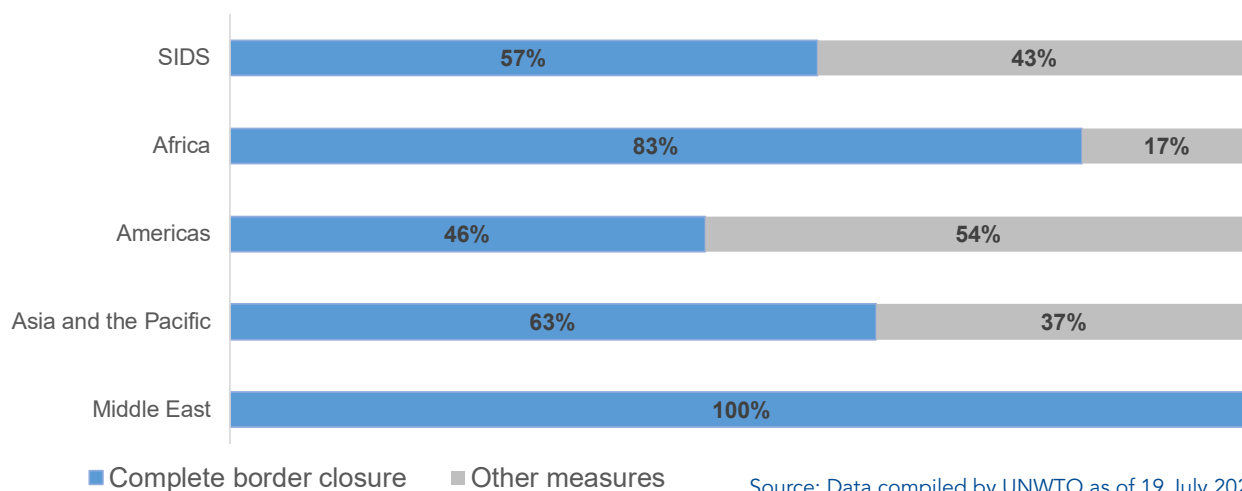
Many SIDS (41% of all SIDS) were among the first destinations that introduced travel restrictions at the very beginning of the COVID-19 outbreak, as early as January 2020 and they are now also among the first ones to

ease restrictions.

On 7 February 2020, one week after COVID-19 was declared a Public Health Emergency of International Concern (PHEIC), out of the 51 destinations that already had implemented travel restrictions, 22 destinations were SIDS, with 64% from Asia and the Pacific, 27% from the Americas and 9% from Africa. At present, one of these SIDS have lifted all COVID-19 travel restrictions (from Asia and the Pacific) and the other 21 SIDS still have travel restrictions in place. Out of these 21, 13 having their borders completely closed and 6 having partially opened their borders while 2 have other measures in place.

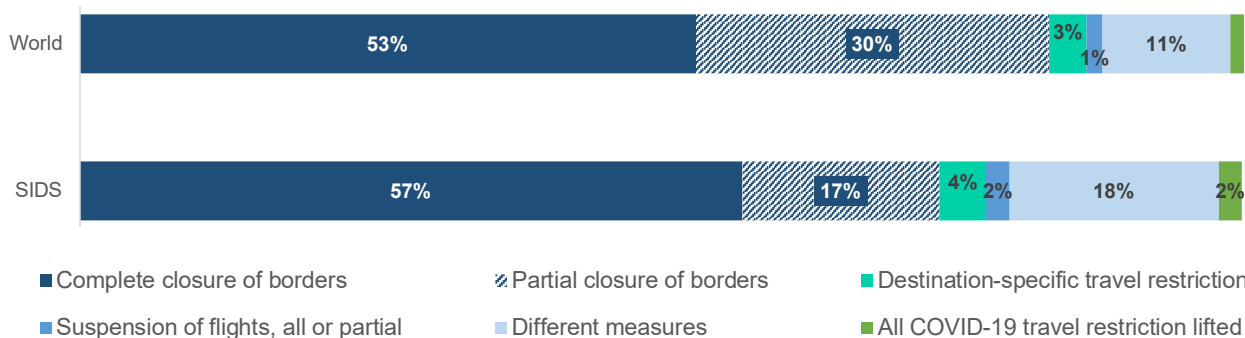
The complete border closure continues to be more common among SIDS in comparison to global averages- 57% of SIDS having complete border closure in place, while this number amounts worldwide to 53% (Figure 12).

Figure 11 - Global and regional breakdown of travel restrictions consisting of complete border closures applied by SIDS as of 19 July 2020



²⁰ The analysis contained in this report related to SIDS is based on 54 out of the total 58 SIDS (38 UN Members and 20 Non-UN Members/Associate Members of Regional Commissions). For more information on SIDS please visit: <http://unohrrls.org/>

Figure 12 - Overview of SIDS by travel restriction in place as of 19 July 2020



Source: Data compiled by UNWTO as of 19 July 2020.

Additional 20 SIDS have eased travel restrictions as of 19 July 2020. From these, 15 are from the Americas (increase of 10 since 15 June 2020), 4 from Asia and the Pacific and 1 from Africa. These destinations, besides counting on a high and considerable contribution of tourism to their economies, had already prior to the COVID-19 outbreak a high level of facilitation in place and belonged to the most open destinations in the world.²¹

6.2 Travel restrictions in the Schengen Area²²

The **external borders** of the EU have been closed to many non-EU citizens for more than four months.²³ On 11 June 2020, the European Commission invited Member States to prolong the temporary restriction on non-essential travel in the EU until 30 June 2020. On 30 June 2020, the European Council agreed to start easing

travel restrictions for residents of 15 “third-countries”.²⁴ For this purpose, specific criteria and conditions set out in recommendations²⁵ were elaborated, including the assessment of the epidemiological situation in the countries based on the number of new COVID-19 cases over the last 14 days that shall be close to or below the EU average, as well as the ability to apply containment measures during travel and reciprocity considerations”.²⁶ Based on these recommendations, most Schengen countries have permitted entry of those “third-countries” into their destinations. On 16 July 2020, the European Council reviewed the initial list of the 15 “third-countries” and adjusted it to 12 destinations.²⁷

For the **internal borders** in the Schengen area, various restrictive measures have been applied during the last months by each Member State. Such measures have significantly limited the movement of tourists between destinations of the region

21 UNWTO 2019 Visa Openness Report for Africa available at: <https://www.e-unwto.org/doi/pdf/10.18111/9789284421039>.

22 The Schengen area covers 26 countries (“Schengen States”) without border controls between them, for more information see: https://ec.europa.eu/home-affairs/what-we-do/policies/borders-and-visas/visa-policy/schengen_visa_en.

23 On 16 March 2020, the European Commission proposed the temporary restriction of all non-essential travel from third countries to the EU+ area for 30 days. For more information see: <https://eur-lex.europa.eu/legal-content/EN/TXT/PDF/?uri=CELEX:52020DC0115&from=EN>.

24 This restriction was extended by another 30 days on 8 May 2020. See at: https://ec.europa.eu/commission/presscorner/detail/en/ip_20_823.

25 Algeria, Australia, Canada, Georgia, Japan, Montenegro, Morocco, New Zealand, Rwanda, Serbia, South Korea, Thailand, Tunisia, Uruguay and China. See at: <https://www.consilium.europa.eu/en/press/press-releases/2020/06/30/council-agrees-to-start-lifting-travel-restrictions-for-residents-of-some-third-countries/>

26 <https://data.consilium.europa.eu/doc/document/ST-9208-2020-INIT/en/pdf>

27 European Commission, Travel and transportation during the coronavirus pandemic, see section “Temporary non-essential travel restrictions”, online page available at: https://ec.europa.eu/info/live-work-travel-eu/health/coronavirus-response/travel-and-transportation-during-coronavirus-pandemic_en. <https://www.schengenvisainfo.com/news/council-updates-list-of-epidemiologically-safe-third-countries/>

and subsequently brought international intraregional tourism²⁸ almost to a complete standstill during April and May 2020. On 11 June 2020, the European Commission recommended to its Member States partial and gradual lifting of such restrictions by 15 June 2020.²⁹ On 15 June 2020, 92% (24 destinations) of the 26 Member States of the Schengen Area had partially opened their borders to other EU countries. This was of particular relevance towards the restoration of intraregional tourism within the EU Area, and in view of the summer holiday season. As of 19 July 2020, all 26 Member States have eased travel restrictions, including the 2 Member States which still had them in place on 15 June 2020.

6.3 Travel restrictions in relation to the economic importance of tourism

The following analysis focuses on the relations between travel restrictions and the importance of tourism for the economy of destinations. For this purpose, destinations were grouped in four clusters of economic importance, namely, low, moderate, considerable and high (Table 1).³⁰

On 18 May 2020, when a peak of travel restrictions was noted and 163 destinations had completely closed their borders for international tourism, it was observed that with an increasing importance of tourism for the economy, the complete closure of borders was the measure more frequently applied.

Table 1 - Destination clusters by economic importance of tourism

	Number of destinations and regional breakdown
Low: T-GDP <=5%	25 destinations: 10 in Africa, 5 in the Americas, 4 in Asia and the Pacific, 5 in Europe, 1 in the Middle East
Moderate: T-GDP >5% and <= 10%	80 destinations: 19 in Africa, 14 in the Americas, 11 in Asia and the Pacific, 28 in Europe and 8 in the Middle East
Considerable: T-GDP >10% and <=20%	47 destinations: 12 in Africa, 10 in the Americas, 11 in Asia and the Pacific, 10 in Europe, 4 in the Middle East
High: T-GDP >20%	29 destinations: 3 in Africa, 14 in the Americas, 6 in Asia and the Pacific, 6 in Europe

28 Intraregional tourism refers to tourist movements from one country to another country within the same region.

29 Ibid.

30 Information is available for 181 destinations. Clusters are aligned with World Bank: COVID-19 Guidance Note. Impact and Policy response in the tourism sector. Under preparation.

As of 19 July 2020, it is further observed that destinations with high, considerable and moderate dependence on tourism have eased the complete border closure and adopted less restrictive measures more frequently than destinations with low dependence, which remain without changes since 18 May 2020 (Figure 13).

6.4 The importance of consistent and reliable information

As destinations around the world have started to ease the travel restrictions, developments are as expected varying widely, depending on the actual situation and context of the COVID-19 pandemic in the different geographical areas.

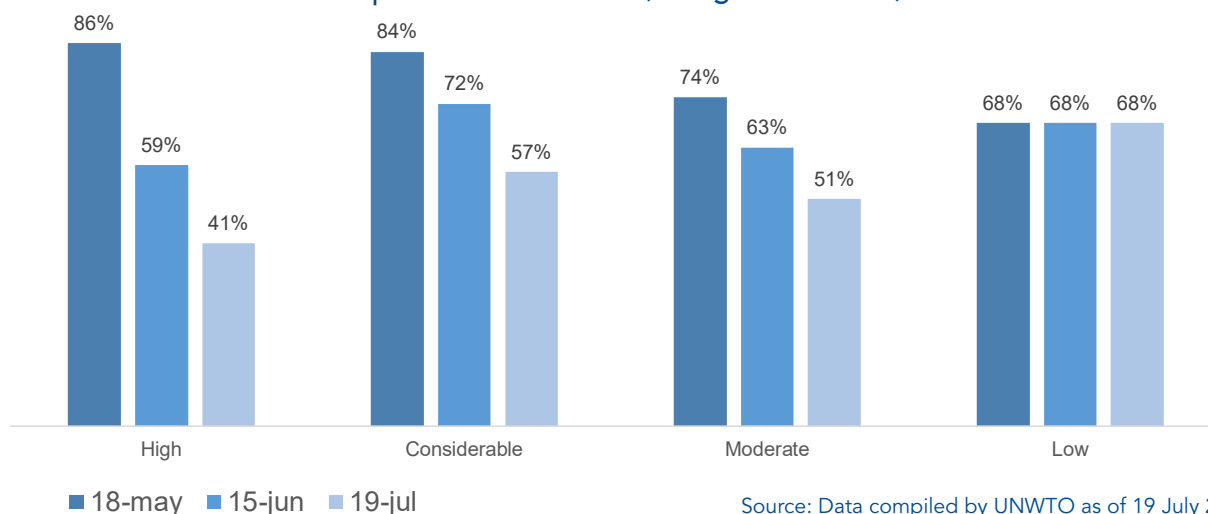
Consequently, immigration procedures and requirements will differ from destination to destination, which is especially challenging for the consistency of information on procedures and requirements across the different national authorities, namely health, foreign affairs, immigration and tourism authorities of a country.

Providing reliable, consistent and easy to access information on immigration procedures for international tourists has created already in the past in the context of visa unnecessary burdens for travelers, which could have easily been avoided.

It is now, especially in view of the upcoming fast changing procedures and requirements, even more important that national authorities ensure that immigration procedures and requirements are provided in a timely, reliable and consistent manner across all information systems and platforms, to maintain confidence and trust.

This is in line with the recommendations made by the One Planet Vision for a Responsible Recovery of the Tourism Sector which was released on 5 June 2020 and calls for the integration of epidemiological indicators in tourism monitoring as “strengthening monitoring mechanisms in this direction has the potential to lead the way for tourism to recover as an economic activity, ensuring that the easing of travel restrictions is based on evidence”.³²

Figure 13 - Destinations with complete border closure for international tourism by economic importance of tourism (changes over time)³¹



Source: Data compiled by UNWTO as of 19 July 2020.

31 Destinations with complete border closure and T-GDP data available are 97 as per 19 of July, 118 as per 15 of June and 145 as per 18 of May 2020.

32 One Planet Sustainable Tourism Programme (2020) - One Planet Vision for a Responsible Recovery of the Tourism Sector, available online at: <https://webunwto.s3.eu-west-1.amazonaws.com/s3fs-public/2020-06/one-planet-vision-responsible-recovery-of-the-tourism-sector.pdf>.



ANNEXES



Annex 1

Overview on the different categories and applying destinations as of 19 July³³

Complete or partial closing of borders

Applied by 115 destinations (53% of all destinations worldwide).

Algeria, Angola, Anguilla, Argentina, Armenia, Australia, Azerbaijan, Bahrain, Belize, Benin, Bolivia, Botswana, Brazil, British Virgin Islands, Brunei Darussalam, Burkina Faso, Burundi, Cabo Verde, Cameroon, Canada, Cayman Islands, Chile, China, Colombia, Comoros Islands, Congo, Cook Islands, Costa Rica, Cuba, Democratic People's Republic of Korea, Democratic Rep. of Congo, Dominica, El Salvador, Equatorial Guinea, Eritrea, Eswatini, Fiji, Gambia, Georgia, Ghana, Guatemala, Guinea-Bissau, Guyana, Honduras, India, Indonesia, Iraq, Israel, Jordan, Kazakhstan, Kuwait, Kyrgyzstan, Laos, Lesotho, Libya, Madagascar, Malaysia, Mali,, Marshall Islands, Mauritania, Mauritius, Micronesia, Moldova, Mongolia, Montserrat, Morocco, Mozambique, Myanmar, Namibia, Nepal , New Caledonie, New Zealand, Niger, Nigeria, Niue, Oman, Panama, Paraguay, Peru, (The) Philippines, Puerto Rico, Qatar, Republic of Guinea, (The) Russian Federation, Rwanda, Saba, Samoa, Saudi Arabia, Seychelles, Sierra Leone, Singapore, Solomon Islands, Somalia, South Africa, Sri Lanka, St Kitts and Nevis, Suriname, Syrian Arab Republic, Taiwan Province of China, Tajikistan, Thailand, Timor Leste, Togo, Tonga, Trinidad and Tobago, Turkmenistan, Turks and Caicos, Uganda, Uruguay, Uzbekistan, Vanuatu, Vietnam, Yemen, Zambia, Zimbabwe.

Partial closure of borders

Applied by 66 destinations (30% of all destinations worldwide).

Afghanistan, Andorra, Aruba, Austria, Bangladesh, Belgium, Bhutan, Bosnia and Herzegovina, Bulgaria, Central African Republic, Cote d'Ivoire, Croatia, Curaçao, Cyprus, Czechia, Denmark, Djibouti, Dominican Republic, Estonia, Finland, France, French Guyana, Gabon, Germany, Greece, Grenada, Guadeloupe, Hong Kong SAR, Iceland, Iran, Italy, Latvia, Lebanon, Liberia, Liechtenstein, Lithuania, Luxembourg, Macao SAR, Malta, Martinique, Mexico, Monaco, Montenegro, Netherlands, Nicaragua, North Macedonia, Norway, Pakistan, Papua New Guinea, Poland, Portugal, Reunion, San Marino, Sao Tome and Principe, Senegal, Slovakia, Slovenia, Spain, St Maarten, Sudan, Sweden, Switzerland, Turkey, United Arab Emirates, United States of America, Venezuela.

Suspension of flights - partially or completely

Applied by 3 destinations (1% of all destinations worldwide).

Chad, Kenya, Palau

Destination-specific travel restrictions aimed at passengers from specific countries

Applied by 7 destinations (3% of all destinations worldwide).

Hungary, Japan, Malawi, Nauru, St Eustatius, Tunisia, Tuvalu.

³³ Some destinations apply more than one measure, in this case the measure affecting tourists most is used for the purpose of this analysis.

Quarantine or self-isolation related measures

Applied by 6 destinations (3% of all destinations worldwide)

Belarus, Ethiopia, Ireland, Romania, Ukraine, United Kingdom.

Visa measures - Visa are invalidated or no longer visa exempt or visa cannot be obtained any longer upon arrival

Applied by 2 destinations (1% of all destinations worldwide).

Cambodia, Republic of Korea.

Medical certificate before arrival

Applied to 14 destinations (6% of all destinations worldwide)

Antigua and Barbuda, Bahamas, Barbados, Bermuda, Bonaire, Ecuador, Egypt, French Polynesia, Haiti, Jamaica, Kiribati, South Sudan, St Lucia, St Vincent and Grenadines.

Annex 2

Clusters by economic importance of tourism

HIGH T-GDP >20% (29 destinations)

Albania, Anguilla, Antigua and Barbuda, Aruba, Bahamas, Barbados, Belize, Cabo Verde, Cambodia, Cayman Islands, Croatia, Dominica, Fiji, Georgia, Greece, Grenada, Iceland, Jamaica, Macao SAR, Maldives, Montenegro, The Philippines, Sao Tome and Principe, Seychelles, St Kitts and Nevis, St Lucia, St Vincent and Grenadines, Vanuatu, Virgin Islands British.

CONSIDERABLE T-GDP >10% and <=20% (47 destinations)

Armenia, Australia, Austria, Bahrain, Bermuda, Botswana, Bulgaria, China, Comoros Islands, Costa Rica, Cote d'Ivoire, Cuba, Cyprus, Dominican Republic, El Salvador, Estonia, Gambia, Honduras, Hong Kong SAR, Italy, Jordan, Kiribati, Lebanon, Lesotho, Madagascar, Malaysia, Malta, Mauritius, Mexico, Morocco, Namibia, New Zealand, Nicaragua, Panama, Portugal, Rwanda, Singapore, Solomon Islands, Spain, Sri Lanka, Tanzania, Thailand, Tonga, Tunisia, Turkey, United Arab Emirates, Uruguay.

MODERATE T-GDP >5% and <= 10% (80 destinations)

Algeria, Argentina, Azerbaijan, Belarus, Benin, Bolivia, Bosnia and Herzegovina, Brazil, Brunei Darussalam, Cameroon, Canada, Central African Republic, Chile, Czechia, Denmark, Ecuador, Egypt, Eswatini, Ethiopia, Finland, France, Germany, Guadeloupe, Guatemala, Haiti, Hungary, India, Indonesia, Iran, Iraq, Israel,

Japan, Kazakhstan, Kenya, Kuwait, Kyrgyzstan, Laos, Latvia, Lithuania, Luxembourg, Malawi, Mali, Martinique, Moldova, Mongolia, Mozambique, Nepal, The Netherlands, Niger, North Macedonia, Norway, Oman, Pakistan, Peru, Qatar, Reunion, Romania, Saudi Arabia, Senegal, Serbia, Slovakia, Slovenia, South Africa, Sudan, Sweden, Switzerland, Syrian Arab Republic, Taiwan Province of China, Tajikistan, Togo, Trinidad and Tobago, Uganda, Ukraine, United Kingdom, United States of America, Venezuela, Vietnam, Yemen, Zambia, Zimbabwe.

LOW T-GDP <=5% (25 destinations)

Angola, Bangladesh, Belgium, Burkina Faso, Burundi, Chad, Colombia, Congo, Gabon, Ghana, Guinea (Republic of), Guyana, Ireland, Korea (Republic of), Libya, Myanmar, Nigeria, Papua New Guinea, Paraguay, Poland, Puerto Rico, The Russian Federation, Sierra Leone, Suriname, Uzbekistan.

Annex 3

Groups of international source market and corresponding destinations

GROUP A: 1-2 international source markets (57 destinations)

Botswana, Comoros Islands, Lesotho, Mozambique, Rwanda, Anguilla, Antigua and Barbuda, Aruba, Bahamas, Barbados, Belize, Bermuda, Bonaire, Canada, Cayman Islands, El Salvador, French Guyana, Guadeloupe, Guatemala, Haiti, Jamaica, Martinique, Mexico, Paraguay, Puerto Rico, Saba, St Eustatius, St Kitts and Nevis, St Lucia, Suriname, Turks and Caicos, Uruguay, Virgin Islands British, Bangladesh, China, Cook Islands, Fiji, Hong Kong SAR, Laos, Korea (Democratic People's Republic of), Macao SAR, Myanmar, Niue, Papua New Guinea, Samoa, Tonga, Vanuatu, Andorra, Belarus, Kazakhstan, Kyrgyzstan, San Marino, Tajikistan, Uzbekistan, Bahrain, Iraq, Oman.

GROUP B: 3-5 international source markets (64 destinations)

Algeria, Argentina, Austria, Belgium, Bolivia, Brazil, Brunei Darussalam, Cabo Verde, Cambodia, Chile, Costa Rica, Curaçao, Cyprus, Denmark, Djibouti, Ecuador, Eritrea, Estonia, Eswatini, French Polynesia, Grenada, Guyana, Honduras, Iran, Ireland, Japan, Korea (Republic of), Kuwait, Libya, Liechtenstein, Luxembourg, Malawi, Malaysia, Malta, Marshall Islands, Mongolia, Montserrat, Namibia, Nauru, Netherlands, New Caledonie, New Zealand, Pakistan, Palau, Peru, The Philippines, The Russian Federation, Sao Tome and Principe, Solomon Islands, South Africa, St Maarten,

St Vincent and Grenadines, Syrian Arab Republic, Taiwan Province of China, Trinidad and Tobago, Tunisia, Turkmenistan, Tuvalu, Uganda, Ukraine, United States of America, Vietnam, Zambia, Zimbabwe.

GROUP C: 6-9 international source markets (51 destinations)

Angola, Australia, Bhutan, Bulgaria, Congo, Cote D'Ivoire, Croatia, Cuba, Czechia, Dominica, Dominican Republic, France, Gambia, Georgia, Greece, Guinea (Republic of), Guinea-Bissau, Hungary, Iceland, Indonesia, Israel, Italy, Kenya, Kiribati, Latvia, Lithuania, Maldives, Mali, Mauritius, Micronesia, Moldova, Monaco, Montenegro, Nepal, Norway, Panama, Poland, Portugal, Romania, Saudi Arabia, Seychelles, Singapore, Slovakia, Spain, Sri Lanka, Sweden, Switzerland, Thailand, Timor Leste, United Kingdom, Venezuela.

GROUP D: 10+ international source markets (35 destinations)

Albania, Armenia, Azerbaijan, Benin, Bosnia and Herzegovina, Burkina Faso, Cameroon, Central African Republic, Colombia, Congo (Democratic Rep. of), Egypt, Ethiopia, Finland, Germany, Ghana, India, Jordan, Lebanon, Madagascar, Morocco, Nicaragua, Niger, Nigeria, North Macedonia, Qatar, Reunion, Senegal, Serbia, Sierra Leone, Slovenia, Tanzania, Togo, Turkey, United Arab Emirates, Yemen.

Annex 4

Overview on destinations which have eased and lifted travel restrictions for international tourism purposes

Destinations which have eased travel restrictions for international tourism purposes

Applied by 83 destinations

Afghanistan, Andorra, Antigua and Barbuda, Aruba, Bahamas, Bangladesh, Barbados, Belgium, Bermuda, Bhutan, Bonaire, Bosnia and Herzegovina, Bulgaria, Cambodia, Central African Republic, Cote D'Ivoire, Croatia, Curaçao, Cyprus, Czechia, Denmark, Djibouti, Dominican Republic, Ecuador, Egypt, Estonia, Finland, France, French Guyana, French Polynesia, Gabon, Germany, Greece, Grenada, Guadeloupe, Haiti, Hong Kong SAR, Hungary, Iceland, Ireland, Italy, Jamaica, Latvia, Lebanon, Liberia, Liechtenstein, Lithuania, Luxembourg, Malawi, Malta, Martinique, Mexico, Monaco, Montenegro, Nauru, Netherlands, North Macedonia, Norway, Pakistan, Papua New Guinea, Poland, Portugal, Reunion, Romania, San Marino, Sao Tome and Principe, Senegal, Slovakia, Slovenia, South Sudan, Spain, St Eustatius, St Lucia, St Maarten, St Vincent and Grenadines, Sudan, Sweden, Switzerland, Tunisia, Turkey, Ukraine, United Arab Emirates, United Kingdom.

Destinations which have lifted travel restrictions for international tourism purposes

Applied by 4 destinations

Albania, Maldives, Serbia, Tanzania

Annex 5

Overview of destinations, which have their borders completely closed, by mode of transport

High dependence on air transport (air share > 70%)

Angola, Anguilla, Australia, Belize, British Virgin Islands, Burkina Faso, Cabo Verde, Cayman Islands, Colombia, Comoros Islands, Cook Islands, Costa Rica, Cuba, Dominica, Fiji, Guinea-Bissau, Guyana, India, Israel, Kyrgyzstan, Madagascar, Mali, Marshall Islands, Mauritius, Montserrat, Nepal, New Caledonie, New Zealand, Niger, Niue, Panama, The Philippines, Puerto Rico, Qatar, Saba, Samoa, Saudi Arabia, Seychelles, Sierra Leone, Singapore, Solomon Islands, Sri Lanka, St Kitts and Nevis, Suriname, Taiwan Province of China, Thailand, Timor Leste, Tonga, Trinidad and Tobago, Turks and Caicos, Vanuatu, Vietnam.

Medium dependence on air transport (air share > 40%)

Algeria, Brazil, Canada, Congo, Democratic Rep. of Congo, Eritrea, Honduras, Indonesia, Kuwait, Morocco, Peru, Republic of Guinea, Togo, Turkmenistan.

High dependence on land transport (land share > 70%)

Bahrain, Botswana, Brunei Darussalam, China, Eswatini, Georgia, Kazakhstan, Laos, Lesotho, Namibia, Paraguay, The Russian Federation, Rwanda, South Africa, Syrian Arab Republic, Tajikistan, Uzbekistan, Zambia, Zimbabwe.

Annex 6

Medium dependence on land transport (land share > 40%)

Argentina, Armenia, Azerbaijan, Benin, Bolivia, Burundi, Cameroon, Chile, El Salvador, Gambia, Guatemala, Jordan, Libya, Malaysia, Mozambique, Myanmar, Nigeria, Uganda, Uruguay, Yemen.

Overview on COVID-19 and pandemic measures, including travel restrictions

On 31 December 2019, a pneumonia of unknown cause was detected first in Wuhan, China and reported to the local WHO office. Four weeks later, on 30 January 2020 the WHO declared the outbreak of this virus, initially named 2019-nCoV, a Public Health Emergency of International Concern (PHEIC). At that stage WHO referred to 83 cases in 18 countries³⁴ and did not recommend any travel or trade restriction. In a joint statement by UNWTO and WHO released on 26 February 2020, it was indicated that “Tourism’s response needs to be measured and consistent, proportionate to the public health threat and based on local risk assessment, involving every part of the tourism value chain”.³⁵

While from end of December 2019 until end of February 2020 China reported the largest amount of COVID-19 cases, by February 2020 the virus had already spread almost all over the globe. When WHO declared COVID-19 a pandemic on 11 March 2020, 114 countries had reported 118,000 cases with Europe becoming the worst-affected region. As of 19 July 2020, there are worldwide reported 14,043,176 COVID-19 cases with 597,583 deaths.³⁶

Based on the WHO Pandemic Influenza Preparedness and Response guidance

34 World Health Organization (2020), *Statement on the second meeting of the International Health Regulations (2005) Emergency Committee regarding the outbreak of novel coronavirus (2019-nCoV)*, 30 January 2020, available online at: [www.who.int/news-room/detail/30-01-2020-statement-on-the-second-meeting-of-the-international-health-regulations-\(2005\)-emergency-committee-regarding-the-outbreak-of-novel-coronavirus-\(2019-ncov\)](http://www.who.int/news-room/detail/30-01-2020-statement-on-the-second-meeting-of-the-international-health-regulations-(2005)-emergency-committee-regarding-the-outbreak-of-novel-coronavirus-(2019-ncov)).

35 World Tourism Organization, World Health Organization (2020), *Joint statement on tourism and covid-19: UNWTO and WHO call for responsibility and coordination*, 26 February 2020, available online at: https://webunwto.s3.eu-west-1.amazonaws.com/s3fs-public/2020-03/31012020%20Coronavirus_Feb_2020%20EN_3.pdf.

36 World Health Organization, *Coronavirus disease 2019 (COVID-19), Situation report 181 as of 19 July 2020*, available online at: https://www.who.int/docs/default-source/coronaviruse/situation-reports/20200719-covid-19-sitrep-181.pdf?sfvrsn=82352496_2

document for governments³⁷, a variety of measures have been implemented worldwide in order to reduce the spread of the virus. These include individual measures, such as the promotion of hand and respiratory hygiene, as well as societal level measures, such as protocols related to social distancing which include the suspension of school classes, adjusting work patterns, the reduction of unnecessary travel and overcrowding of mass transport systems as well as the development of frameworks for cancellation/restriction of mass gatherings.³⁸ Moreover, with regards to international travel, measures to “develop capacities for emergency public health actions at designated points of entry in accordance with International Health Regulations (IHR) (2005) Annex 1 B.2.”, which include relevant control mechanisms for arriving and departing travellers, have been implemented.

Furthermore, additional provisions of the IHR³⁹ have guided the introduction of measures. For instance, under Chapter III on special provisions for travellers, the treatment of suspected travellers when entering a destination is outlined, ranging from medical examination to providing the person with food and water.⁴⁰ Also under IHR Article 43, it is stated that additional health measures shall be based on scientific principles, available scientific evidence and available specific guidance of WHO. In this context, the implementation of additional health measures that significantly interfere with international traffic, shall be reported to WHO

within 48 hours, including the public health rationale and relevant scientific information. Significant interference means “refusal of entry or departure of international travellers, baggage, cargo, containers, conveyances, good, and the like, or their delay, for more than 24 hours”. The IHR stipulates that WHO shall share this information with other governments and request that the measure is reviewed within three months. Furthermore, WHO may request a government that implemented such measure to reconsider its application.⁴¹ Article 23 on Health Measures on arrival and departure indicate that with regard to the traveller, a “State Party may require for public health purposes, information concerning the traveller’s destination so that the travellers may be contacted; information concerning the traveller’s itinerary to ascertain if there was any travel in or near an affected area or other possible contacts with infection...”, as well as “ a non-invasive medical examination.”⁴²

37 International Health Regulations (2005), Third Edition, WHO, pp. 40-42, available online at: www.who.int/ihr/publications/9789241580496/en.

38 International Health Regulations (2005).

39 International Health Regulations (2005).

40 International Health Regulations (2005), pp. 23-24.

41 International Health Regulations (2005), pp. 29.

42 International Health Regulations (2005), pp. 20.



UNWTO

World Tourism Organization